

# ***GRAND VITARA***



Way of Life!



# The no compromise SUV

Whether you choose the 3-Door Grand Vitara or the 5-Door Grand Vitara SE, you can be sure you're getting a tough, capable off-roader without compromise. Sporting an enviable list of features and specifications, Grand Vitara pairs power with economy, off-road prowess with on-road comfort, safety and technology with practicality and style. So whatever adventure you have in mind – shopping, taking the team to Saturday's game, or escaping into the back of beyond, Grand Vitara is equipped and ready for anything.





# Go anywhere – and look good doing it

Sporty exterior styling, chrome highlights and a strong, purposeful stance reflect the Grand Vitara's power and performance. It's a rugged, practical look that's right at home in the middle of nowhere, yet stylish enough for any inner-city soirée. Available in a range of modern colours, the Grand Vitara SE also offers an exclusive black chrome grille, silver roof rails, and smart-looking smoked alloy wheels.



## LARGE CABIN

Grand Vitara's well-designed cabin is spacious and comfortable with plenty of flexible spaces for storing bags, boxes and sports gear. (SE pictured.)



## TUMBLE REAR SEATS

Split rear seats can be separately reclined for individual passenger comfort, or tumbled forward to allow more cargo space.



## CONVENIENT STORAGE

The SE comes with an overhead console with a compartment for your sunglasses while all models have a lockable glovebox, bottle holders, and an under floor storage compartment.

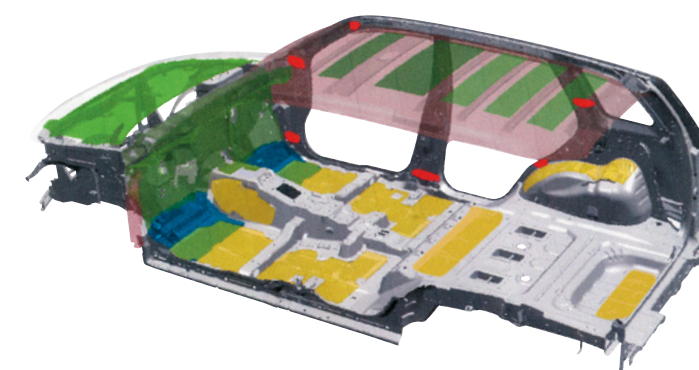


## ADJUSTABLE CENTRE ARM REST

A central console between the front seats provides convenient storage as well as featuring a sliding lid/armrest for comfort.

## NOISE AND VIBRATION REDUCTION

Noise-reducing and vibration-absorbing materials have been extensively used throughout. These measures, together with the focused chassis, body engineering and the rigid built-in ladder frame, enhance occupant comfort and increase all-round driving pleasure under a wide variety of driving conditions.






# Comfort and connectivity

Whether you're adventuring off the beaten track, cruising the open road, or running errands around town, Grand Vitara's stylish interior is designed to make every journey more enjoyable. Even the smallest details have been carefully considered with controls, dials and gauges exactly where you expect them. All the creature comforts are within easy reach and there's a full range of navigation, entertainment and connectivity options. Quality fabrics, practical embellishments, and stylish trims add the finishing touch. The Grand Vitara SE distinguishes itself with new interior colours and details such as Champagne Silver trim and russet seat inserts.

## 7 INCH TOUCHSCREEN

To keep you entertained and informed the Grand Vitara has a centrally located 7-inch touchscreen display. This features a CD audio system with auxiliary and USB inputs, satellite navigation system, and reversing camera. With Bluetooth, Grand Vitara is wirelessly connected to your music and allows hands-free conversation with your contacts on your smartphone.



## REVERSING CAMERA

This virtually eliminates blindspots and allows you to reverse safely without having to twist around in your seat. It makes parking easier and can be a lifesaver when kids or animals are around.

## CLIMATE CONTROL

Air conditioning is fully automatic to ensure the ideal cabin ambience in all driving conditions.

## AUDIO CONTROLS

Practical and convenient steering wheel-mounted controls allow you to concentrate on the road.

## CRUISE CONTROL

Cruise control switches positioned on the front of the steering wheel are easy to find and back-lit for even easier operation.



## SE MODEL INTERIOR

Exclusive suede and fabric seat upholstery wraps you in comfort on every journey with champagne-silver accents throughout the luxurious cabin.



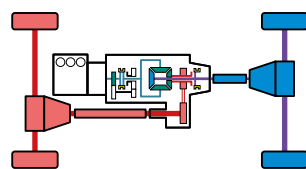
## Real off-road ability

Grand Vitara is a genuinely capable off-road SUV – one you can rely on when you're out the 'back of beyond'. It's built to take the knocks with a rugged platform, resilient drivetrain, and sophisticated suspension. The powerful 2.4 litre engine ensures you have the instant performance and torque you need to take on just about anything. Whether it's a trip to the snow, into the bush for the best fishing spots, or just exploring with the family, Grand Vitara will get you where you want to go in safety and style. As a legion of loyal Kiwi fans will tell you, if your Grand Vitara can't get you there, chances are, nothing will.



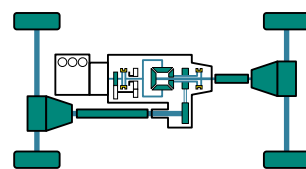
### 4-MODE 4x4

The Grand Vitara's 4-mode 4x4 system transmits power to all four wheels at all times, ensuring positive traction regardless of road surface. A switch built into the centre console lets you quickly and easily change modes between **4H** for most driving conditions, **4H LOCK** for serious off-roading, **4L LOCK** for extreme surface conditions, and **N (NEUTRAL)** mode which frees the transmission so the Grand Vitara can be towed (behind a motorhome for example).\*



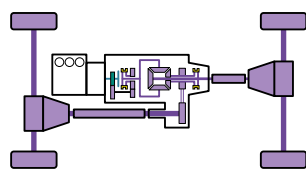
#### 4H

The ideal mode for most driving, 4H mode offers smooth, quiet on-road performance plus off-road traction.



#### 4H LOCK

In rough terrain or slippery conditions this high-range 4x4 mode evenly distributes traction to front and rear wheels. It's ideal for powering through deep snow or mud.

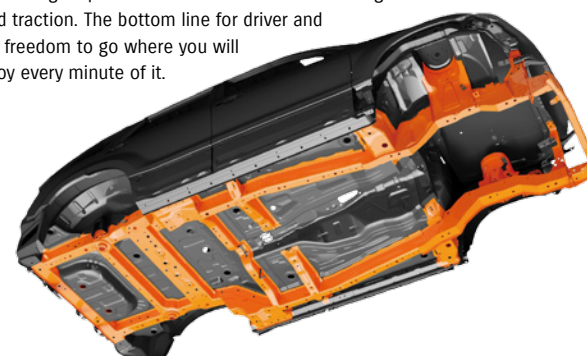


#### 4L LOCK

With a transfer gear ratio nearly twice that of 4H Lock, this low-range 4x4 mode gives you the low-end torque and traction you need in extreme off-road situations.

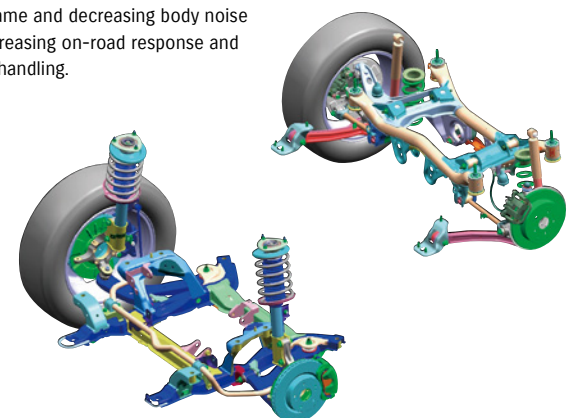
### BUILT-IN LADDER FRAME

The built-in ladder frame integrates with the monocoque body to increase rigidity and durability without adding to overall weight. This lightweight, one-piece body also reduces overall and floor heights, increasing cabin space despite its high ground clearance. Adding in the fully independent suspension further enhances resistance to twisting and flexing while contributing to linear handling response for smoother on-road cruising and impressive off-road traction. The bottom line for driver and passengers alike is the freedom to go where you will and the stability to enjoy every minute of it.



### INDEPENDENT SUSPENSION

The fully independent suspension features front MacPherson struts and rear multi-link geometry, complementing the ladder frame and decreasing body noise while increasing on-road response and off-road handling.



\*Refer to owner's manual for full instructions on recreational towing.



## Reassuring performance

Venture on with the peace of mind that comes from superior safety and performance. The Grand Vitara features 6 airbags – dual front, side, and curtain. ESP and ABS are standard, and all models are fitted with a safety Brake Override System. It's powerful 2.4 litre engine with variable valve timing (VVT) technology provides smooth, predictable performance for long open road drives, and plentiful pulling power for trailers, floats, and caravans.



### 2.4 L PETROL VVT

As soon as your foot hits the pedal you'll be impressed with the power of Grand Vitara's 2.4 litre VVT engine. Featuring variable valve timing (VVT) technology for increased power and torque, it's smooth in the city and exhilarating on the highway.



### 4-SPEED AUTOMATIC

Sporty shift-gate configuration, plus gear ratios tuned for satisfying acceleration provide a smooth, quiet ride and effort-free operation.



### 5-SPEED MANUAL

Increase fuel economy and sporty performance with the five-speed manual transmission. New output-reduction design enhances shift feeling and durability, with reduced vibration.



### DISC BRAKES WITH ABS

Anti-lock braking system (ABS) with electronic brake-force distribution (EBD) and brake assist function are standard for all models.

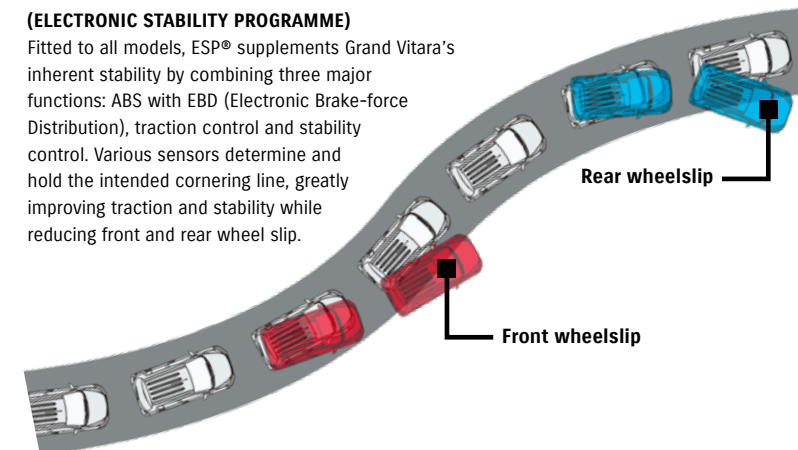


### SIX AIRBAGS

All models are fitted with SRS front dual airbags with seatbelt pretensioners and force limiters and SRS side and curtain airbags.

### (ELECTRONIC STABILITY PROGRAMME)

Fitted to all models, ESP® supplements Grand Vitara's inherent stability by combining three major functions: ABS with EBD (Electronic Brake-force Distribution), traction control and stability control. Various sensors determine and hold the intended cornering line, greatly improving traction and stability while reducing front and rear wheel slip.



ESP is a registered trademark of Daimler AG.



# GRAND VITARA

## Equipment and Specifications

COMFORT		3-DR JLX	5-DR SE
Power steering		●	●
Electric windows & exterior mirrors		●	●
Remote central door locking		●	●
Climate control air conditioning		●	●
Cruise Control		●	●
Lights-off reminder		●	●
Seat height adjuster – driver's side		●	●
Walk-in mechanism – passenger's side		●	-
Media system	Touch-screen tuner/CD/SD/MP3	●	●
	Front auxiliary	●	●
	Satellite navigation	●	●
	USB input	●	●
	Handsfree Bluetooth® connectivity	●	●
	Four speaker system	●	●
	Reversing camera	●	●


INTERIOR			
Steering wheel	Leather covered	●	●
	Cruise and audio controls	●	●
Outside temperature gauge		●	●
Fuel consumption display (instantaneous and average)		●	●
Digital tripmeter		●	●
Height adjustable leather steering wheel		●	●
Map lights		-	●
3 position cabin light with fade		●	●
Extendable sunvisor with vanity mirror & ticket holder x2		●	●
Seat material	Fabric	●	-
	Two-tone suede and fabric with contrast stitching	-	●
Reclining & tumble-folding rear seats		50/50	60/40
Champagne coloured cabin garnishes		-	●
Bottle holders x6		●	●
Overhead console with sunglasses storage		-	●
Lockable glovebox		●	●
Console box with storage / Storage pockets		●	●
Under floor storage compartment		●	●
Rear Luggage cover		●	●



JLX seat fabric



SE seat fabric



EXTERIOR		3-DR JLX	5-DR SE
Green tinted glass		●	●
Multi-reflect headlamps		●	-
Halogen projector with multi-reflector		-	●
Front fog lamps		-	●
Dark chrome front grille		-	●
Roof rails	Black	●	-
	Silver	-	●
Wheels	16-inch alloy	●	-
	18-inch smoked silver alloy	-	●
Full spare tyre cover		●	●
2-speed & variable intermittent wipers/washer		●	●
Rear window defogger/wiper/washer		●	●

SAFETY & SECURITY			
4 mode full-time 4WD		●	●
SRS dual front airbags		●	●
Driver and passenger side airbags		●	●
Font and rear curtain airbags		●	●
ABS with EBD with Brake assist and Brake override system		●	●
Electronic stability programme (ESP®)		●	●
Collapsible steering column and decoupling brake pedal		●	●
Side impact beams		●	●
Seat belts	Front – 3pt ELR with pre-tensioner & force limiter	●	●
	Rear – 3pt ELR	x2	x3
Height adjustable front seat belt anchors		●	●
ISOFIX child seat anchorage		x2	x2
Child seat tether anchorage		x2	x3
Childproof rear locks		-	●
Side impact beams		●	●
Engine immobiliser		●	●

		3-DR JLX		5-Dr SE	
		Man	Auto	Man	Auto
DIMENSIONS					
Overall length	mm	4,060		4,500	
Overall width	mm	1,810		1,810	
Overall height	mm	1,695		1,695	
Wheelbase	mm	2,440		2,640	
Track	Front	mm 1,540		1,540	
	Rear	mm 1,570		1,570	
Ground clearance	mm	200		200	
Minimum turning radius	m	5.1		5.5	
Approach angle	deg	29		29	
Ramp breakover	deg	20		19	
Departure angle	deg	36		27	

WEIGHTS					
Curb weight (min.)	kg	1,524	1,539	1,605	1,620
Gross vehicle weight	kg	1,870	1,890	2,100	2,100

ENGINE					
Type		J24B			
Number of cylinders / valves		4 / 16			
Piston displacement		2,393			
Bore stroke		92.0 × 90.0			
Compression ratio		10:1			
Maximum output		122 @ 6,000			
Maximum torque		225 @ 4,000			
Fuel distribution		Multipoint injection			
Fuel type		95 RON			
Fuel economy (combined)*	L/100km	8.8	9.6	8.9	9.9
CO2 emissions	g/km	209	228	212	234

TRANSMISSION					
Drive system		4-mode 4×4			
Type		5MT	4AT	5MT	4AT
Gear ratio	1st	4.545	2.826	4.545	2.826
	2nd	2.354	1.493	2.354	1.493
	3rd	1.693	1.000	1.693	1.000
	4th	1.241	0.688	1.241	0.688
	5th	1.000	-	1.000	-
	Reverse	4.431	2.703	4.431	2.703
Final gear ratio	Diff	3.727	5.125	3.727	5.125
Transfer gear ratio	High	1.000	1.000	1.000	1.000
	Low	1.970	1.970	1.970	1.970

CHASSIS			
Steering		Power assisted rack and pinion	
Brakes	Front	Ventilated discs	
	Rear	Ventilated discs	
Suspension	Front	MacPherson strut & coil spring	
	Rear	Independent multi-link & coil spring	
Tyres		225/70R16	225/60R18

CAPACITIES			
Seating capacity	Persons	4	5
Luggage capacity (VDA method)	Seats raised	Litres 184	398
	Seats tumbled	Litres 516	758
Fuel tank capacity	Litres	55	66
Braked towing capacity	kg	1,600	1,600 1,850 1,700

### JLX models



White Pearl (Z7T)



Silky Silver Metallic (Z2S)



Quasar Grey Metallic (ZMA)



Bluish Black Pearl (ZJ3)



Cool Khaki (ZVD)

### SE models



White Pearl (Z7T)



Steel Silver Metallic (ZVC)



Quasar Grey Metallic (ZMA)



Bluish Black Pearl (ZJ3)



Gaia Bronze Pearl Metallic (ZUG)

SUZUKI NEW ZEALAND LIMITED 1 HEADS ROAD, WANGANUI. [WWW.SUZUKI.CO.NZ](http://WWW.SUZUKI.CO.NZ)

Standard and optional equipment available may vary from time to time. Some international models illustrated – please enquire at your Suzuki dealer for exact specifications. Suzuki New Zealand Ltd reserves the right to change, without notice, prices, colours, materials, equipment, specifications and models, and also to discontinue models. Fuel consumption will vary due to factors such as vehicle condition, driving style and traffic conditions. July 2017 SZA0529.

ESP® is a registered trademark of Daimler AG. Bluetooth® is a registered trademark of Bluetooth SIG, Inc.





# THE SUZUKI WAY OF LIFE

When you buy a Suzuki, you're not just buying a car, you're joining the Suzuki family – the Suzuki Way of Life. We make some of the world's favourite compact vehicles and take great pride in the level of service and support we offer our customers. Our New Zealand dealer network is second to none and we've won more independent customer satisfaction awards than any other manufacturer.



## BIG ON SMALL CARS AND SUVs

Suzuki is one of the biggest car makers on the planet today, and we got here making small cars. We didn't just jump on the efficiency bandwagon, we've been leading the way for over 100 years – it's in our DNA. No other manufacturer can match our experience.

Today, as the world becomes increasingly motorised, the mantra of 'smaller, fewer, lighter, cleaner' takes on even more importance. With Suzuki's small car expertise we're leading the way with a range of small cars and SUVs designed for modern lifestyles. Featuring next-generation technology, our highly fuel-efficient compact vehicles are purpose-built for minimum environmental impact and maximum enjoyment. In New Zealand, Suzuki's new vehicle fleet is the cleanest of any mainstream brand. (2016 result for top 10 vehicle manufacturers.)

## INVOLVED IN OUR COMMUNITY

Suzuki New Zealand support a number of organisations and worthy causes in our community. We encourage kiwis to get involved in an active lifestyle at all levels. We help out with fun events with a focus on family, community, and the environment and we support the things Kiwis care about.

## LEUKAEMIA & BLOOD CANCER NZ

With a vision to cure and a mission to care, this amazing organisation works tirelessly helping everyday Kiwis come to terms with leukaemia, lymphoma, myeloma and related blood conditions. Last year, the frontline support services team covered more than 50,000 kilometres in their brightly coloured Suzuki Swifts; providing patients, their family and friends with emotional and practical support.

## AA DRIVING SCHOOL

With over 1.5 million members the AA is New Zealand's largest automobile club. Their driving school is one of the most respected in the country and includes programmes for drivers of all levels. Thousands of kiwis have learnt to drive or improved their skills in the school's fleet of modified dual control Swifts. Swift's 5-star safety, agility and easy handling make it the perfect choice for learners.

## MAKING DRIVERS SAFER

To help make our roads safer for everyone, Fleetcoach has developed a virtual driver training programme for employers to identify, train and upskill their staff. State-of-the-art interactive videos put drivers behind the wheel of a Suzuki, allowing them to identify driving hazards and improve their road safety skills online.





# REAL VALUE

Real Value isn't just about sharp pricing, it's about worry-free enjoyment of your new Suzuki and protecting its on-going value.

## 5 YEAR WARRANTY PACKAGE

A comprehensive 3 year/100,000 km new vehicle warranty. This covers your entire vehicle for the most important part of its lifecycle and includes a 2 year powertrain warranty extension for a total of 5 years worry-free motoring.

## 5 YEAR SUZUKI ASSIST

This is one of New Zealand's most comprehensive roadside assistance programmes. It has you covered all day, every day for 5 years from when you first buy your Suzuki – no matter how many kilometres you travel.

## SUZUKI BENEFITS PROGRAMME

Purchasing a Suzuki gives you access to the Suzuki Benefits Programme offering a host of benefits like discounts on fuel, rental vehicles, insurance, accommodation and a whole lot more.

[www.suzuki.co.nz](http://www.suzuki.co.nz)

